
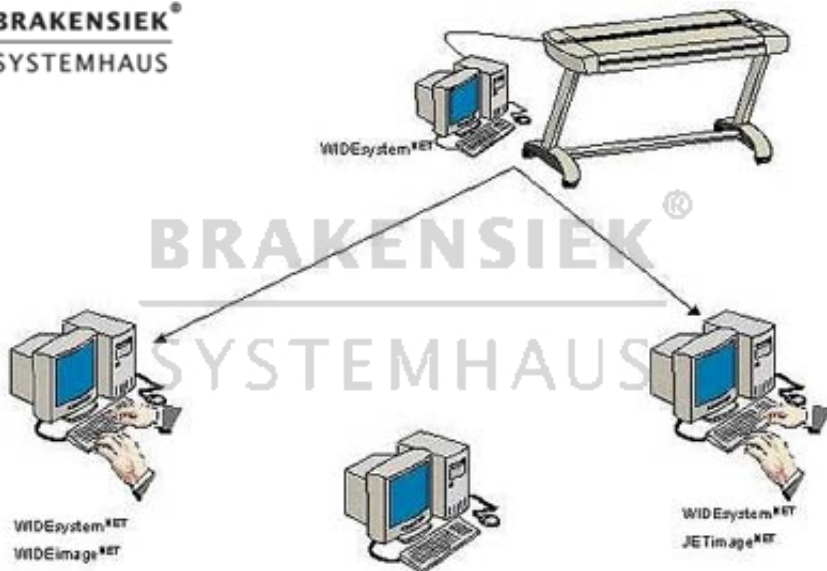


WIDSystem NET - Das Scanner- Kontrollprogramm

BRAKENSIEK®
SYSTEMHAUS



NET WIDESYSTEM - The scanner-controlling programme

WIDESystemNET was sketched to integrate your scanner into your overall system. With this practical auxiliary programme you can supervise certain functions of your large format scanner from your Windows-task strip and control, so that you must not call any more specially a scan use.

WIDESystem was sketched especially for Contex scanner under Windows 98, ME, in 2000 and XP.

Main functions of WIDESystem

- Visual announcement whether the scanner is connected with the calculator.
- Announcement of the scanner status, also scanner mode called, by the symbol in the task strip.
- Status announcements enclose the remaining warm term, connecting mistake and readiness.
- Useful error messages with regard to the scanner mode.
- Setting of the time clock for automatic booting up or bringing down of the scanner.
- Announcement of information with regard to the proficient product and hardware checks and term of your device. (useful with Support inquiries)
- Queries SCSI-, FireWire and/or USB bus.
- Quick starting installed Scan, copy programmes and/or servicing programmes.
- ContexNET architecture (Scan to net; share in net)

ContexNet architecture:

Share in net:

The ContexNET architecture the release of the scanner is allowed with the installation WIDESystem on the scan PC on the network. By the installation of the NET WIDESYSTEM on scan clients with the compatible scan software WIDEimage NET or copy solution JET IMAGE NET are allowed to the clients the use of the scanner without being connected directly in the scanner.

In addition, still jobs on the clients can be distributed by the release of the software solutions.

WIDESystemNET was sketched to integrate your scanner into your overall system. With this practical auxiliary programme you can supervise certain functions of your large format scanner from your Windows-task strip and control, so that you must not call any more specially a scan use.

WIDESystem was sketched especially for Contex scanner under Windows 98, ME, in 2000 and XP.

Main functions of WIDESystem

- Visual announcement whether the scanner is connected with the calculator.
- Announcement of the scanner status, also scanner mode called, by the symbol in the task strip.
- Status announcements enclose the remaining warm term, connecting mistake and readiness.
- Useful error messages with regard to the scanner mode.
- Setting of the time clock for automatic booting up or bringing down of the scanner.
- Announcement of information with regard to the proficient product and hardware checks and term of your device. (useful with Support inquiries)
- Queries SCSI-, FireWire and/or USB bus.
- Quick starting installed Scan, copy programmes and/or servicing programmes.
- ContexNET architecture (Scan to net; share in net)

ContexNet architecture:

Share in net:

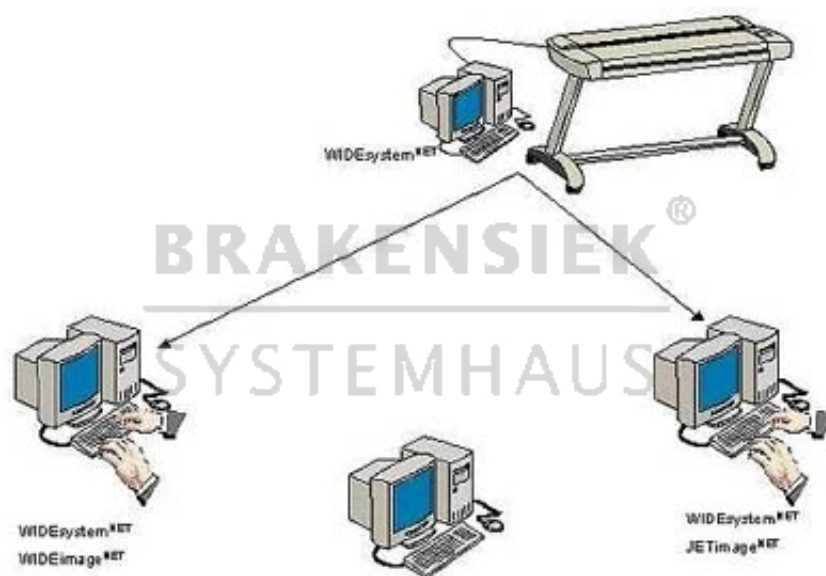
The ContexNET architecture the release of the scanner is allowed with the installation WIDESystem on the scan PC on the network. By the installation of the NET WIDESYSTEM on scan clients with the compatible scan software WIDEimage NET or copy solution JET IMAGE NET are allowed to the clients the use of the scanner without being

connected directly in the scanner.

In addition, still jobs on the clients can be distributed by the release of the software solutions.

Scan to net:

Central scanning on various clients allows the ContexNET architecture by the NET WIDESYSTEM solution. Here the client can make specific local release without being delivered the danger by accesses from the LAN or Internet.



Please only contact us via our registration form and only if you are a business person yourself. Every offer is subject to prior sale and includes your acceptance to our terms & conditions [Terms and conditions \(AGB\)](#). All logos and trademarks on this site are the property of their respective owners.

You will always receive an invoice including tax, which can be paid via wire transfer, in advance or cash. If you register on paypal, you may also pay by charging your paypal account with your credit card. If you are an EU member and you have a validated tax number which can be validated here: [VIES VAT number validation / MwSt.-Informationsaustauschsystem MIAS\) Validierung der MWSt.-Nummer](#) then you pay tax-free. If you are from outside the EU, you can only pay tax-free, if the export is done with the transport company, called 'Schenker'. If you are not using 'Schenker', we cannot guarantee that we will get the export confirmation in time. In that case, you have to pay tax and you get it.



**Brakensiek Systemhaus
GmbH & Co. KG**
Klönnestraße 94
D-44143 Dortmund

www.brakensiek.com

 **+49(0)231.985-00 10**

 **+49(0)231.985-2000**

BRAKENSIEK®
SYSTEMHAUS

Tim Brakensiek